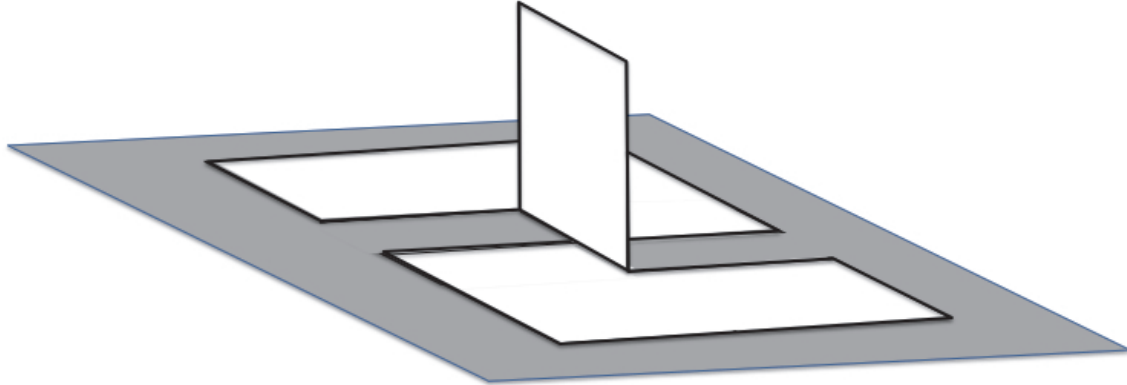


THE IMPOSSIBLE FOLD!

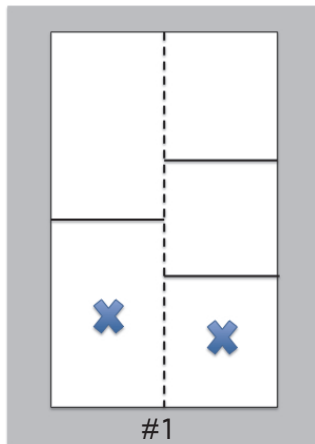


TAKE A GOOD LOOK AT THIS 3x5 CARD. NOTICE ANYTHING?
IT SEEMS IT COULDN'T POSSIBLY BE MADE OUT OF ONE CARD.

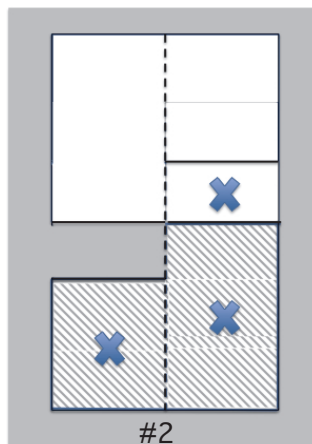
BUT I ASSURE YOU IT IS, WITHOUT ANY GLUE OR TAPE!
(IF YOU COULD PICK IT UP, YOU'D SEE THE SECRET IN A SECOND!)

FOLLOW THESE INSTRUCTIONS AND YOU'LL BE ABLE TO MAKE ONE!

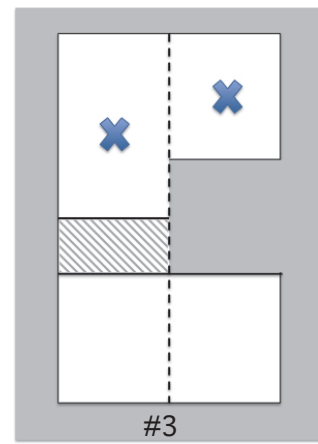
Start with an unlined 3x5 card and draw a faint centerline lengthwise.



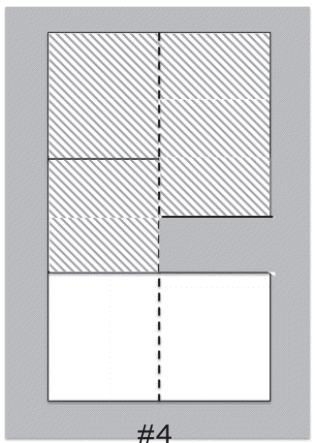
#1
Cut the solid lines only to the center!
Fold "X" sections under to get Figure 2.



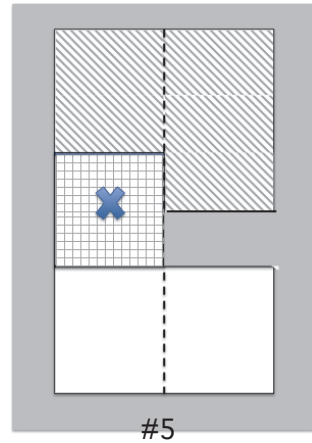
#2
Fold "X" sections under center to get Figure 3.
(I've shaded the underside of card to help.)



#3
Fold "X" sections under center to get Figure 4.



#4
Your card should look like this



#5
Lift "X" section upright

The trick is that the card is not merely folded.
(What most people assume.)
It's really twisted!

